

# NDP-15 Specifications

## Port Dimensions (13.5 GPM Max.)

### Intake & discharge connection:

Polypropylene (PPG) ■	1/2" Female NPT
Kynar® (PVDF) ◆	1/2" Female NPT
Groundable Acetal ◆	1/2" Female NPT
Aluminum (ADC-12) ▲	1/2" Female NPT
Stainless Steel (316) ▲	1/2" Female NPT
Air inlet (includes ball valve):	1/4" Female NPT
Air exhaust (internal silencer):	3/8" Female NPT

- Polypropylene pumps may be fitted with ball or flat check valves. Ball-type check valves are recommended for flooded suction applications. Flat-type check valves are recommended for suction lift applications.
- ◆ Kynar® and Groundable Acetal pumps are fitted with flat check valves only.
- ▲ Aluminum and Stainless Steel pumps are fitted with ball check valves only.

## Maximum Liquid Temperature\*

Diaphragm Material	Temperature
Buna N	180°F (82°C)
Neoprene	180°F (82°C)
Santoprene® (TPO)	180°F (82°C)
PTFE	212°F (100°C)
Hytre® (TPEE)	248°F (120°C)
Viton® fluoroelastomer	248°F (120°C)

\*The maximum liquid temperature for metal and Kynar® fitted pumps is determined by the elastomer (diaphragm material). Polypropylene and Groundable Acetal pumps have a maximum liquid temperature of 180°F (82°C) regardless of diaphragm material.

## Air Supply Pressure (All Models)

20 – 100 PSI (1.4 – 7 kfg/cm)

## Discharge Volume Per Cycle

0.0338 gallons (128 cc)

## Maximum Cycles Per Minute

All diaphragms: 400

## Maximum Size Solid: 1/32" (1 mm)


## Maximum Dry Suction Lift

Flat-type check valve: 8-feet

Ball-type check valve: 5-feet

## Pump Air Motor: Ryton® air motor standard

Notes: Hytre® fitted pumps include Buna N wetted o-rings. Santoprene® fitted pumps include EPDM wetted o-rings.



### Aluminum

**Dimensions:** 8.66"Lx5.71"Wx10.67"H

**Net Wt.:** 9 lbs. (4 kg)

**Shipping Wt.:** 11 lbs.

### Stainless Steel

**Dimensions:** 8.31"Lx5.71"Wx9.72"H

**Net Wt.:** 13.6 lbs. (6.16 kg)



**Shipping Wt.:** 15.5 lbs.

### Kynar® (PVDF)

**Dimensions:** 8.66"Lx7.09"Wx11.69"H

**Net Wt.:** 9.4 lbs. (4.2 kg)

**Shipping Wt.:** 11 lbs.



### Groundable Acetal

**Dimensions:** 8.66"Lx7.09"Wx11.69"H

**Net Wt.:** 9 lbs. (4 kg)

**Shipping Wt.:** 11 lbs.

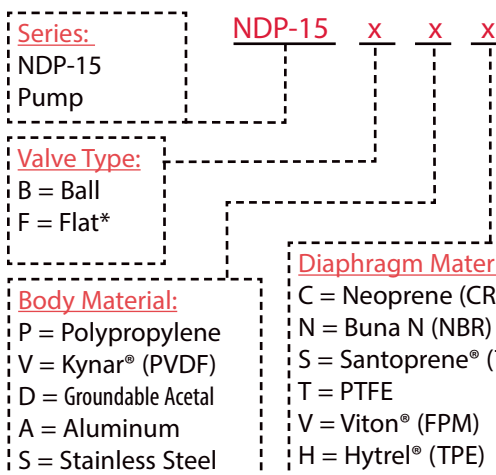
### Polypropylene

**Dimensions:** 8.66"Lx7.09"Wx11.69"H

**Net Wt.:** 7.7 lbs. (3.5 kg)

**Shipping Wt.:** 9.5 lbs.

## Model Number Nomenclature

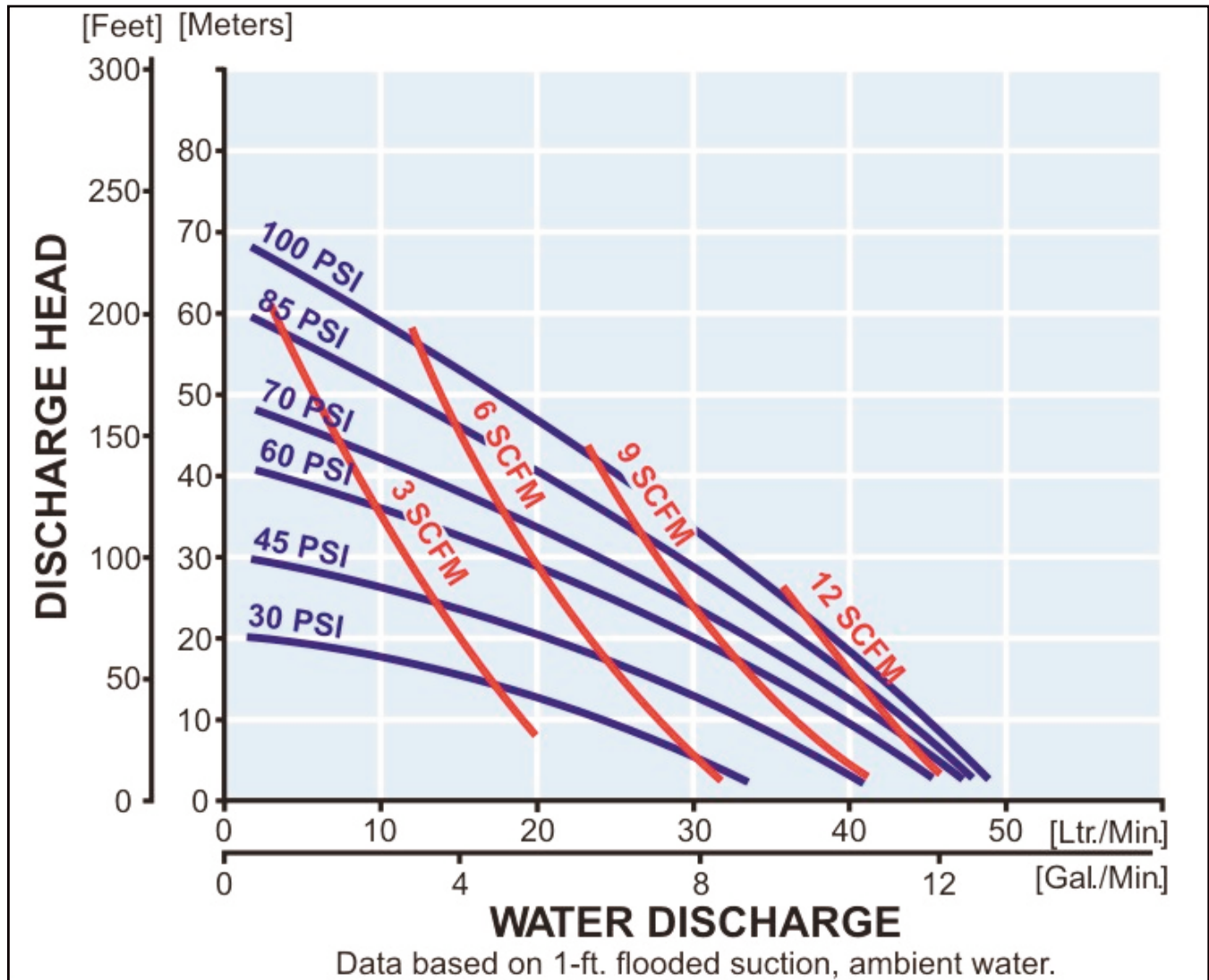


\* Flat valves are available for plastic pumps only.



# NDP-15 Performance Curve – All Valves

## All Diaphragm Materials



To calculate performance for Santoprene® and Hytrel®-fitted pumps, use Rubber Diaphragm Curve.